


Andrew N. Christensen Middle School

**2022-2023 School Accountability Report Card
(Published During the 2023-2024 School Year)**

General Information about the School Accountability Report Card (SARC)

SARC Overview



2023-24 School Contact Information

School Name

Street

2023-24 School Description and Mission Statement

About this School

2022-23 Student Enrollment by Grade Level

Grade Level	Number of Students
Grade 6	
Grade 7	
Grade 8	
Total Enrollment	


2022-23 Student Enrollment by Student Group

Student Group	Percent of Total Enrollment
Female	
Male	
Asian	
Black or African American	
Filipino	
Hispanic or Latino	
Native Hawaiian or Pacific Islander	
Two or More Races	
White	
English Learners	
Foster Youth	
Homeless	
Migrant	
Socioeconomically Disadvantaged	
Students with Disabilities	

A. Conditions of Learning State Priority: Basic

Teachers Without Credentials and Misassignments (considered “ineffective” under ESSA)

Authorization/Assignment	2020-21	2021-22
Permits and Waivers		



Foreign Language			

School Facility Conditions and Planned Improvements


Empty area for reporting school facility conditions and planned improvements.

School Facility Conditions and Planned Improvements

Safety:				
Structural:				


B. Pupil Outcomes**State Priority: Other Pupil Outcomes****2022-23 California Physical Fitness Test Results**

Grade Level	Component 1: Aerobic Capacity	Component 2: Abdominal Strength and Endurance	Component 3: Trunk Extensor and Strength and Flexibility	Component 4: Upper Body Strength and Endurance	Component 5: Flexibility
Grade 7					



2023-24 School Safety Plan

2020-21 Secondary Average Class Size and Class Size Distribution



Fiscal Year 2021-22 Teacher and Administrative Salaries

Category	District Amount	State Average for Districts in Same Category
-----------------	------------------------	---